Nodi a quota impalcato

Dettaglio dei nodi interni

Scala 1:20

Nodo pos. B01.i

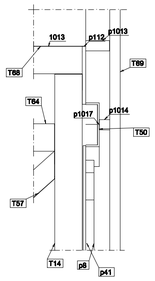

Nodo quota impalcato – Pos. B01 – 01

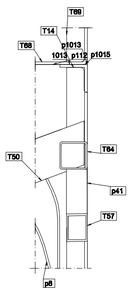

Nodo quota impalcato – Pos. B01 – 02

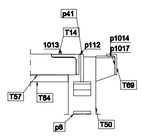

Nodo quota impalcato – Pos. B01 – 03

Nodo pos. B02.i

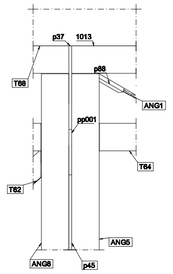

Nodo quota impalcato – Pos. B02 – 01

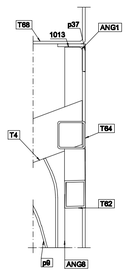

Nodo quota impalcato – Pos. B02 – 02

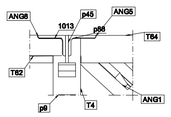

Nodo quota impalcato – Pos. B02 – 03

Nodo pos. B03.i

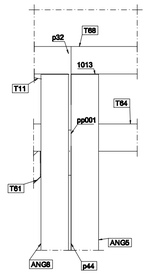

Nodo quota impalcato – Pos. B03 – 01

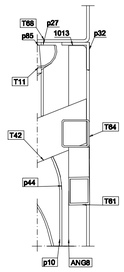

Nodo quota impalcato – Pos. B03 – 02

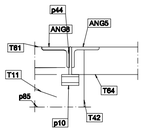

Nodo quota impalcato – Pos. B03 – 03

Nodo pos. B04.i

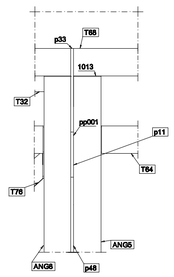

Nodo quota impalcato – Pos. B04 – 01

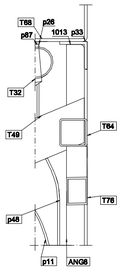

Nodo quota impalcato – Pos. B04 – 02

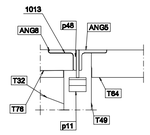

Nodo quota impalcato – Pos. B04 – 03

Nodo pos. B05.i

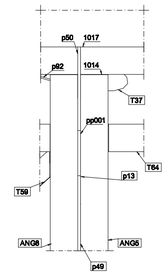

Nodo quota impalcato – Pos. B05 – 01

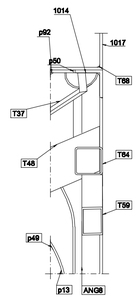

Nodo quota impalcato – Pos. B05 – 02

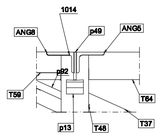

Nodo quota impalcato – Pos. B05 – 03

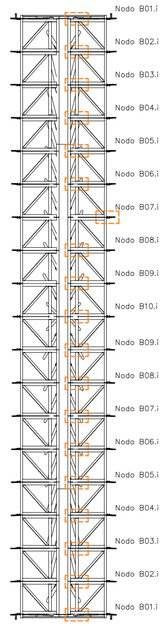

Pianta di riferimento

Scala 1:100

NOTA SULLE SALDATURE: In mancanza di diverse indicazioni le saldature dovranno essere realizzate in continuo su tutti gli spigoli di contatto, a cordone d'angolo o a completa penetrazione (a seconda dei dettagli di nodo)

Prima di procedere con l'esecuzione delle carpenterie, sarà onere dell'impresa verificare le misure direttamente in cantiere.

MATERIALI *(ove non specificato diversamente):*

Bulloneria:

Ad alta resistenza classe 8.8
(punto 11.3.4.6 – D.M. 17/01/2018)
(UNI EN 15048-1:2007)

composizione: 1 vite + 2 rosette + 1 dado

VITI: *8.8 secondo UNI EN ISO 898-1:2001*
DADI: *8-10 secondo UNI EN 20898-2:1994*
ROSETTE: *Acciaio C50 UNI EN 10083-2:2006 temprato e rinvenuto HRC 32/40*
PIASTRINE: *Acciaio C50 UNI EN 10083-2:2006 temprato e rinvenuto HRC 32/40*

foro ø13 per M12
foro ø15 per M14
foro ø17 per M16
foro ø19 per M18
foro ø21 per M20
foro ø23.5 per M22
foro ø25.5 per M24
foro ø28.5 per M27
foro ø31.5 per M30

M12	coppia di serraggio	90 Nm
M14	coppia di serraggio	144 Nm
M16	coppia di serraggio	225 Nm
M18	coppia di serraggio	309 Nm
M20	coppia di serraggio	439 Nm
M22	coppia di serraggio	597 Nm
M24	coppia di serraggio	759 Nm
M27	coppia di serraggio	1110 Nm
M30	coppia di serraggio	1508 Nm

1 Nm ≈ 0,1 kg m

Profilati e Lamiere:

Acciaio: *S235JO–S275JO–S355HJO*
PROFILATI/LAMIERE secondo UNI EN 10025
PROTEZIONE: *ZINCATURA A CALDO*

SALDATURE A CORDONI D'ANGOLO
SECONDO IL SEGUENTE SCHEMA:
$t_2 \leq t_1$ $a = 1.0 \times t_2$ *(punti 4.2.8.2 e 11.3.4.5 del D.M. 17 gennaio 2018)*

SALDATURE A COMPLETA PENETRAZIONE
SECONDO IL SEGUENTE SCHEMA:
$d = 1.3 \times t$ *(punti 4.2.8.2 e 11.3.4.5 del D.M. 17 gennaio 2018)*

Nodo pos. B06.i

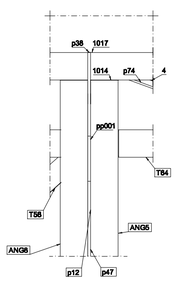

Nodo quota impalcato – Pos. B06 – 01

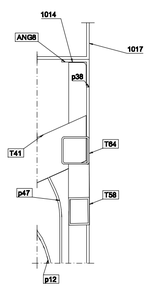

Nodo quota impalcato – Pos. B06 – 02

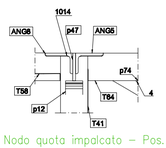

Nodo quota impalcato – Pos. B06 – 03

Nodo pos. B07.i

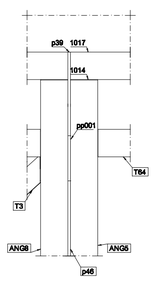

Nodo quota impalcato – Pos. B07 – 01

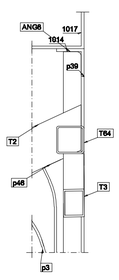

Nodo quota impalcato – Pos. B07 – 02

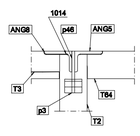

Nodo quota impalcato – Pos. B07 – 03

Nodo pos. B08.i

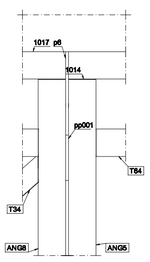

Nodo quota impalcato – Pos. B08 – 01

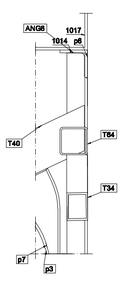

Nodo quota impalcato – Pos. B08 – 02

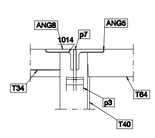

Nodo quota impalcato – Pos. B08 – 03

Nodo pos. B09.i

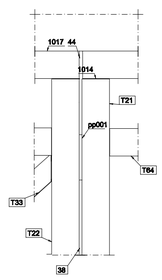

Nodo quota impalcato – Pos. B09 – 01

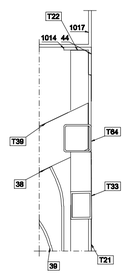

Nodo quota impalcato – Pos. B09 – 02

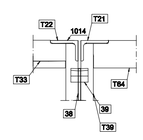

Nodo quota impalcato – Pos. B09 – 03

Nodo pos. B10.i

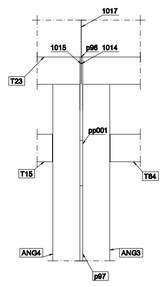

Nodo quota impalcato – Pos. B10 – 01

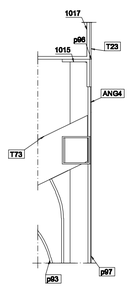

Nodo quota impalcato – Pos. B10 – 02

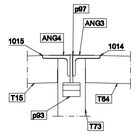

Nodo quota impalcato – Pos. B10 – 03

Ing. Giovanni Corti
INGEGNERE CIVILE
T 0577 937763 | C 338 6950168 | e-mail info@giovannicorti.com | pec: giovanni.corti2@ingpec.eu
Via Monte Sabotino n. 60 - 53036 POGGIBONSI (SI) | CF CRTGNN68H24G752D | P.Iva 00916790520

Finanziato dall'Unione europea
NextGenerationEU
Comune di Certaldo

PROGETTO:

INTERVENTO DI ADEGUAMENTO STATICO E SISMICO DELLA PASSERELLA PEDONALE SUL TORRENTE AGLIENA TRA VIA TRENTO E VIA B. CIARI

Progetto ESECUTIVO

I disegni e ogni parte del documento sono di proprietà del progettista che tutelerà i propri diritti in sede civile e penale a termini di Legge

COLLABORATORI

SCALA 1:20/1:100

DATA Marzo 2022

COMUNE	Certaldo
LOCALITA'	Via B. Ciari – Via Trento
STAZ. APPALTANTE	Comune di Certaldo
ELABORATO	IMPALCATO Campata "B" – Dettaglio dei nodi Nodi interni a quota impalcato

TAV. **S31.1**

STAZ. APPALTANTE	COSTRUTTORE	PROGETTISTA	DIRETTORE LAVORI
Comune di Certaldo		Ing. Giovanni Corti	